


MAX® In-Line Coupler Panel

Siemon's In-Line Coupler Panel is a 1U patch panel that allows users the ability to patch on the front and rear of the patch panel with standard RJ45 patch cables. When used with Siemon factory tested solid double ended IC and stranded MC cords, active equipment ports can be very quickly duplicated at the patch panel. The compact 1U design features a removable rear cable management bar and is available with Category 5e or 6 UTP couplers.

Management – RJ45 connections at the front and rear of the panel enables faster installation and deployment


Strength – Lightweight high strength steel with black finish



Labeling – Panel labeling area provided allowing unique panel identifiers

Mounting – Panels can be mounted directly on standard 19 inch rack or cabinet. CEA 310-E compliant

Preassembly – Panel pre-assembled with 24 category 5e or 6 UTP couplers



In-Line Couplers - Allow you to plug a RJ45 plug into both sides of a coupler

Cable Management – Integrated cable manager provides ability to secure cables at the rear of the panel for proper strain relief

Latches – Individual coupler latches are recessed within the panel, creating a clean front surface


PRODUCT INFORMATION

| | Mechanical Properties |
|--------------------------|---|
| Dimensions | 109.2mm x 482.6mm x 44.2mm (4.30 in. x 19.00 in. x 1.74 in.) |
| Mounting | CEA-310-E 19-inch (482.6mm) rack |
| Material | Panel: 16 AWG CRS. Wire Manager: 14 AWG CRS. |
| Operating Temperature | -10 °C to +60 °C (+14 °F to +140 °F) |
| Relative Humidity | Up to 95%, non-condensing |
| Storage Temperature | -40 °C to +70 °C (-40 °F to +158 °F) |
| Insertion cycles | 750 Mating cycles |
| Application requirements | Maximum one In-Line coupler per channel |
| Color | Black |

ORDERING INFORMATION

MX-K-C5-IL-24In-Line Coupler Panel, Cat 5e UTP, 1U, Black

MX-K-C6-IL-24In-Line Coupler Panel, Cat 6 UTP, 1U, Black



Panels include tie-wraps, wire manager and mounting screws

For related product information request Spec Sheet(s):

- MC5 Patch Cords
- MC6 Patch Cords
- BladePatch Modular Cords
- IC5 Cords
- IC6 Cords
- LockIt Patch Cords

Because we continuously improve our products, Siemon reserves the right to change specifications and availability without prior notice.

**Worldwide Headquarters
North America**

Watertown, CT USA
Phone (1) 860 945 4200 US
Phone (1) 888 425 6165

**Regional Headquarters
EMEA**

Europe/Middle East/Africa
Surrey, England
Phone (44) 0 1932 571771

**Regional Headquarters
Asia/Pacific**

Shanghai, P.R. China
Phone (86) 21 5385 0303

**Regional Headquarters
Latin America**

Bogota, Colombia
Phone (571) 657 1950