




XGLO® Mini-LC Duplex Fiber Cable Assemblies



RoHS Compliant


Mini-LC duplex multimode cable assemblies are designed to operate with the Mini SFP (mSFP) transceiver and enable a higher density deployment of active devices. The Mini-LC has a reduced centerline pitch of 5.25mm compared to a standard LC pitch of 6.25mm. The smaller pitch minimizes the physical footprint and provides higher-density port count for data center network equipment. Black color duplex latch clips and boots are used to distinguish the Mini-LC Duplex connectors from the standard LC Duplex.

XGLO fiber optic cable assemblies are ideal for supporting 10 Gigabit fiber applications over extended distances and next-generation backbones. XGLO cable assemblies feature premium fiber that meets IEEE 802.3 10 Gigabit Ethernet Standard as well as IEC-60793-2-10 and TIA-492AAAC (OM3), TIA-492AAD (OM4) specifications for laser bandwidth Differential Mode Delay (DMD) specifications. In addition, these assemblies offer a superior connector polish that meets stringent Telcordia and ISO/IEC specifications for end-face geometry and exceeds all ANSI/TIA and ISO/IEC insertion loss and return loss requirements. These precision cable assemblies are warranted for 20 years and ensure optimum applications support for 10 Gigabit Ethernet serial transmission when installed in a qualified XGLO system. 100% inspection ensures superior performance and quality.




FEATURES

- Minimized physical footprint provides higher density blade port count
- Improves overall blade high density management
- Compatible with the Mini SFP (mSFP) transceiver
- Mini LC is identified with black clip and black boots



Reduced centerline pitch minimizes the physical footprint



Mini LC to Standard LC jumpers are available to connect Mini LC equipment to a standard channel





Product Information

PERFORMANCE SPECIFICATIONS

	50/125 μm Multimode (OM3)			50/125 μm Multimode (OM4)		
Wavelength (nm)	850	1300	850*	850	1300	850*
Min. Cable Bandwidth (MHz*km)	1500 (OFL)	500 (OFL)	2000 (EMB)	3500 (OFL)	500 (OFL)	4700 (EMB)
Max. Insertion Loss (dB)	0.25 (0.10 Typical)			0.25 (0.10 Typical)		
Min. Return Loss (dB)	30 (35 Typical)			30 (35 Typical)		

*Laser Bandwidth

Ordering Information

XGLO 300 50/125 μm Multimode OM3 OFNR

FJ2-LCMLC5L-(XX)AMini LC to Standard LC aqua duplex jumper
 FJ2-LCMLC5L(XX)AMini LC to Mini LC aqua duplex jumper

XGLO 550 50/125 μm Multimode OM4 OFNR

FJ2-LCMLC5V-(XX)AMini LC to Standard LC aqua duplex jumper
 FJ2-LCMLC5V(XX)AMini LC to MINI LC aqua duplex jumper

Use (XX) to specify length:
01=1m (3.3 ft.), 02 = 2m, 03 = 3m (9.8 ft), 05 = 5m (16.4 ft.)

Custom lengths and jacket colors are available upon request. Contact our Customer Service Department for more information.

Because we continuously improve our products, Siemon reserves the right to change specifications and availability without prior notice.

XGLO® is a trademark of Siemon.

**Worldwide Headquarters
 North America**
 Watertown, CT USA
 Phone (1) 860 945 4200 US
 Phone (1) 888 425 6165

**Regional Headquarters
 EMEA**
 Europe/Middle East/Africa
 Surrey, England
 Phone (44) 0 1932 571771

**Regional Headquarters
 Asia/Pacific**
 Shanghai, P.R. China
 Phone (86) 21 5385 0303

**Regional Headquarters
 Latin America**
 Bogota, Colombia
 Phone (571) 657 1950

