

XGLO® & LightSystem® Indoor/Outdoor LooseTube (EMEA)

Siemon LSOH (IEC 60332-1) indoor/outdoor loose tube cables are ideal for campus and building backbones. Siemon fiber optic cables are offered in XGLO and LightSystem configurations supporting high-speed, applications such as Gigabit Ethernet, 10 Gigabit Ethernet, Gigabit ATM and Fiber Channel. Siemon indoor/outdoor water blocking is primarily for dry duct applications for moisture and temporary water migration protection.

LightSystem Multimode 62.5/125 OM1, XGLO Multimode 50/125 OM3 and OM4, Singlemode OS1/OS2

Part #	Fiber Count	Construction
9GG(X)L002B-(XXXX)M	2	1 tube of 2 fibers
9GG(X)L004C-(XXXX)M	4	1 tube of 4 fibers
9GG(X)L006D-(XXXX)M	6	1 tube of 6 fibers
9GG(X)L008E-(XXXX)M	8	1 tube of 8 fibers
9GG(X)L012G-(XXXX)M	12	1 tube of 12 fibers
9GG(X)L016D-(XXXX)M	16	2 tubes of 6 fibers 1 tube of 4 fibers

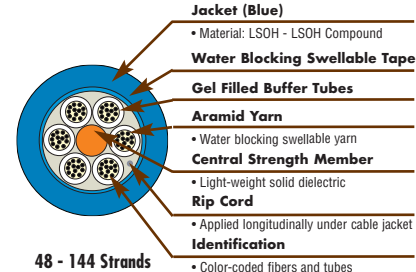
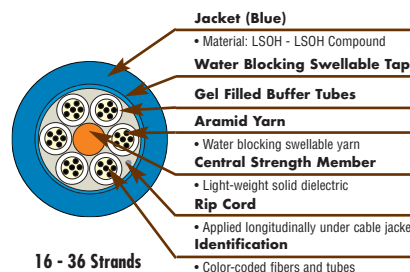
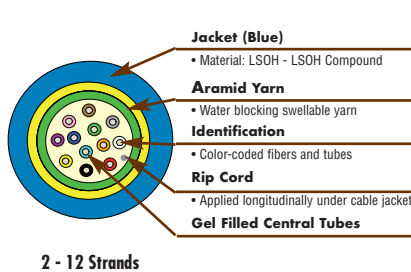
Part #	Fiber Count	Construction
9GG(X)L024D-(XXXX)M	24	4 tubes of 6 fibers
9GG(X)L036G-(XXXX)M	36	6 tubes of 6 fibers
9GG(X)L048G-(XXXX)M	48	4 tubes of 12 fibers
9GG(X)L072G-(XXXX)M	72	6 tubes of 12 fibers
9GG(X)L096G-(XXXX)M	96	8 tubes of 12 fibers
9GG(X)L144G-(XXXX)M	144	12 tubes of 12 fibers

Use 1st (X) to specify fiber type: 5 = 50/125µm, 6 = 62.5/125µm, 8 = Singlemode

Use (XXXX) to specify class performance: G106 = OM1 62.5µm, T306 = OM3 50µm Laser Optimized, T506 = OM4 50µm Laser Optimized, E206 = OS1/OS2 Singlemode

M= meters

Note: Contact Siemon Customer Service for cables available in fixed reel lengths.



Note: The 2-12 strand rodent resistant cables feature a glass yarn design with a high tensile strength and degree of rodent protection which is effective in many cases. The function of glass yarns differs from the other rodent protection materials such as a 100% metallic armor protection. The glass yarns provide a degree of protection because it is disagreeable and unpleasant for most rodents to gnaw the glass yarns.

LIGHTSYSTEM Multimode, 62.5/125 OM1	XGLO 300 Multimode, 50/125 OM3	XGLO 550 Multimode, 50/125 OM4	XGLO Singlemode, OS1/OS2																																																																																				
STANDARDS COMPLIANCE <ul style="list-style-type: none"> ISO/IEC 11801:2002 OM1 (62.5/125) ANSI/TIA/EIA-568-C.3 ANSI/TIA-598-D ANSI/TIA-492 AAAA Telcordia GR-409-CORE IEC 60332-1-2 (Single strand) IEC 60754-1-2 (Non Halogens) IEC 60754-2 (Acid gas) IEC 61034-2 (Smoke density) 	STANDARDS COMPLIANCE <ul style="list-style-type: none"> ISO/IEC 11801:2002 OM3 ANSI/TIA/EIA-568-C.3 ANSI/TIA-598-D ANSI/TIA-492 AAAC IEC 60793-2-10 Fiber Type Ala.2 Telcordia GR-409-CORE IEC 60332-1-2 (Single strand) IEC 60754-1-2 (Non Halogens) IEC 60754-2 (Acid gas) IEC 61034-2 (Smoke density) 	STANDARDS COMPLIANCE <ul style="list-style-type: none"> ISO/IEC 11801:2002 OM3 ISO/IEC 11801:2002 Amendment 2 OM4 ANSI/TIA/EIA-568-C.3 ANSI/TIA-598-D ANSI/TIA-492 AAAD IEC 60793-2-10 Fiber Type A1a.3 Telcordia GR-409-CORE IEC 60332-1-2 (Single strand) IEC 60754-1-2 (Non Halogens) IEC 60754-2 (Acid gas) IEC 61034-2 (Smoke density) 	STANDARDS COMPLIANCE <ul style="list-style-type: none"> ISO/IEC 11801:Ed 2.0 Amendment:1:2008 ANSI/TIA/EIA-568-C.3 ANSI/TIA-598-D ANSI/TIA-492 CAAB Telcordia GR-409-CORE ITU-T G.652 C/D IEC 60332-1-2 (Single strand) IEC 60754-1-2 (Non Halogens) IEC 60754-2 (Acid gas) IEC 61034-2 (Smoke density) 																																																																																				
APPLICATIONS SUPPORT <table border="1"> <thead> <tr> <th>APPLICATION</th> <th>DISTANCE (m)</th> </tr> </thead> <tbody> <tr><td>10GBASE-S (850 nm)</td><td>N/A</td></tr> <tr><td>62.5/125µm</td><td>26</td></tr> <tr><td>1000BASE-S (850 nm)</td><td>N/A</td></tr> <tr><td>62.5/125µm</td><td>275</td></tr> <tr><td>1000BASE-LX (1300 nm)</td><td>550</td></tr> <tr><td>Fibre Channel 266 (1300 nm)</td><td>1,500</td></tr> <tr><td>ATM 622 (1300 nm)</td><td>500</td></tr> <tr><td>ATM 155 (1300 nm)</td><td>2,000</td></tr> <tr><td>ATM 52 (1300 nm)</td><td>3,000</td></tr> <tr><td>FDD1 (Original-1300 nm)</td><td>2,000</td></tr> <tr><td>100BASE-FX (1300 nm)</td><td>2,000</td></tr> </tbody> </table>	APPLICATION	DISTANCE (m)	10GBASE-S (850 nm)	N/A	62.5/125µm	26	1000BASE-S (850 nm)	N/A	62.5/125µm	275	1000BASE-LX (1300 nm)	550	Fibre Channel 266 (1300 nm)	1,500	ATM 622 (1300 nm)	500	ATM 155 (1300 nm)	2,000	ATM 52 (1300 nm)	3,000	FDD1 (Original-1300 nm)	2,000	100BASE-FX (1300 nm)	2,000	APPLICATIONS SUPPORT <table border="1"> <thead> <tr> <th>APPLICATION</th> <th>DISTANCE (m)</th> </tr> </thead> <tbody> <tr><td>10GBASE-S (850 nm)</td><td>300</td></tr> <tr><td>10GBASE-LX4 (1300 nm)</td><td>300</td></tr> <tr><td>1000BASE-S (850 nm)</td><td>1000</td></tr> <tr><td>1000BASE-LX (1300 nm)</td><td>600</td></tr> <tr><td>Fibre Channel 266 (1300 nm)</td><td>1,500</td></tr> <tr><td>ATM 622 (1300 nm)</td><td>500</td></tr> <tr><td>ATM 155 (1300 nm)</td><td>2,000</td></tr> <tr><td>ATM 52 (1300 nm)</td><td>3,000</td></tr> <tr><td>FDD1 (Original-1300 nm)</td><td>2,000</td></tr> <tr><td>100BASE-FX (1300 nm)</td><td>2,000</td></tr> </tbody> </table>	APPLICATION	DISTANCE (m)	10GBASE-S (850 nm)	300	10GBASE-LX4 (1300 nm)	300	1000BASE-S (850 nm)	1000	1000BASE-LX (1300 nm)	600	Fibre Channel 266 (1300 nm)	1,500	ATM 622 (1300 nm)	500	ATM 155 (1300 nm)	2,000	ATM 52 (1300 nm)	3,000	FDD1 (Original-1300 nm)	2,000	100BASE-FX (1300 nm)	2,000	APPLICATIONS SUPPORT <table border="1"> <thead> <tr> <th>APPLICATION</th> <th>DISTANCE (m)</th> </tr> </thead> <tbody> <tr><td>10GBASE-S (850 nm)</td><td>550</td></tr> <tr><td>10GBASE-LX4 (1300 nm)</td><td>300</td></tr> <tr><td>1000BASE-S (850 nm)</td><td>1100</td></tr> <tr><td>1000BASE-LX (1300 nm)</td><td>600</td></tr> <tr><td>Fibre Channel 266 (1300 nm)</td><td>1,500</td></tr> <tr><td>ATM 622 (1300 nm)</td><td>500</td></tr> <tr><td>ATM 155 (1300 nm)</td><td>2,000</td></tr> <tr><td>ATM 52 (1300 nm)</td><td>3,000</td></tr> <tr><td>FDD1 (Original-1300 nm)</td><td>2,000</td></tr> <tr><td>100BASE-FX (1300 nm)</td><td>2,000</td></tr> </tbody> </table>	APPLICATION	DISTANCE (m)	10GBASE-S (850 nm)	550	10GBASE-LX4 (1300 nm)	300	1000BASE-S (850 nm)	1100	1000BASE-LX (1300 nm)	600	Fibre Channel 266 (1300 nm)	1,500	ATM 622 (1300 nm)	500	ATM 155 (1300 nm)	2,000	ATM 52 (1300 nm)	3,000	FDD1 (Original-1300 nm)	2,000	100BASE-FX (1300 nm)	2,000	APPLICATIONS SUPPORT <table border="1"> <thead> <tr> <th>APPLICATION</th> <th>DISTANCE (m)</th> </tr> </thead> <tbody> <tr><td>10GBASE-L (1310 nm)</td><td>8,000</td></tr> <tr><td>10GBASE-E (1550 nm)</td><td>30,000</td></tr> <tr><td>10G Fibre Channel (Serial-1310 nm)</td><td>10,000</td></tr> <tr><td>10G Fibre Channel (WDM-1310 nm)</td><td>10,000</td></tr> <tr><td>1000BASE-LX (1300 nm)</td><td>5,000</td></tr> <tr><td>Fibre Channel 266/1062 (1300 nm)</td><td>10,000</td></tr> <tr><td>ATM 52/155/622 (1300 nm)</td><td>15,000</td></tr> </tbody> </table>	APPLICATION	DISTANCE (m)	10GBASE-L (1310 nm)	8,000	10GBASE-E (1550 nm)	30,000	10G Fibre Channel (Serial-1310 nm)	10,000	10G Fibre Channel (WDM-1310 nm)	10,000	1000BASE-LX (1300 nm)	5,000	Fibre Channel 266/1062 (1300 nm)	10,000	ATM 52/155/622 (1300 nm)	15,000
APPLICATION	DISTANCE (m)																																																																																						
10GBASE-S (850 nm)	N/A																																																																																						
62.5/125µm	26																																																																																						
1000BASE-S (850 nm)	N/A																																																																																						
62.5/125µm	275																																																																																						
1000BASE-LX (1300 nm)	550																																																																																						
Fibre Channel 266 (1300 nm)	1,500																																																																																						
ATM 622 (1300 nm)	500																																																																																						
ATM 155 (1300 nm)	2,000																																																																																						
ATM 52 (1300 nm)	3,000																																																																																						
FDD1 (Original-1300 nm)	2,000																																																																																						
100BASE-FX (1300 nm)	2,000																																																																																						
APPLICATION	DISTANCE (m)																																																																																						
10GBASE-S (850 nm)	300																																																																																						
10GBASE-LX4 (1300 nm)	300																																																																																						
1000BASE-S (850 nm)	1000																																																																																						
1000BASE-LX (1300 nm)	600																																																																																						
Fibre Channel 266 (1300 nm)	1,500																																																																																						
ATM 622 (1300 nm)	500																																																																																						
ATM 155 (1300 nm)	2,000																																																																																						
ATM 52 (1300 nm)	3,000																																																																																						
FDD1 (Original-1300 nm)	2,000																																																																																						
100BASE-FX (1300 nm)	2,000																																																																																						
APPLICATION	DISTANCE (m)																																																																																						
10GBASE-S (850 nm)	550																																																																																						
10GBASE-LX4 (1300 nm)	300																																																																																						
1000BASE-S (850 nm)	1100																																																																																						
1000BASE-LX (1300 nm)	600																																																																																						
Fibre Channel 266 (1300 nm)	1,500																																																																																						
ATM 622 (1300 nm)	500																																																																																						
ATM 155 (1300 nm)	2,000																																																																																						
ATM 52 (1300 nm)	3,000																																																																																						
FDD1 (Original-1300 nm)	2,000																																																																																						
100BASE-FX (1300 nm)	2,000																																																																																						
APPLICATION	DISTANCE (m)																																																																																						
10GBASE-L (1310 nm)	8,000																																																																																						
10GBASE-E (1550 nm)	30,000																																																																																						
10G Fibre Channel (Serial-1310 nm)	10,000																																																																																						
10G Fibre Channel (WDM-1310 nm)	10,000																																																																																						
1000BASE-LX (1300 nm)	5,000																																																																																						
Fibre Channel 266/1062 (1300 nm)	10,000																																																																																						
ATM 52/155/622 (1300 nm)	15,000																																																																																						

XGLO® & LightSystem® Indoor/Outdoor LooseTube (EMEA)

LightSystem Gigabit Ethernet Fiber Optic Cable

Minimum Performance Parameters for LightSystem 62.5/125µm Multimode Fiber

Fiber Type	Wavelength nm	Maximum Attenuation (dB/km)	Minimum Modal Bandwidth (MHz•km)	Guaranteed Gigabit Transmission Distance (Meters)
62.5/125 (OM1)	850	3.5	200	275
	1300	1.0	500	550

*The protocol pertinent to the transmission distance as noted is Gigabit Ethernet per IEEE 802.3:2005.

Minimum Performance Parameters for XGLO 50/125µm Multimode Fiber

Fiber Type	Guaranteed Gigabit Transmission Distance (m)		Guaranteed 10 Gigabit Transmission Distance (m)		Minimum Bandwidth (MHz•km)		Maximum Attenuation (dB/km)	
	850 nm	1300 nm	850 nm†	1300 nm††	850 nm	1300 nm	850 nm	1300 nm
50/125 (OM3)	1000	600	300	300	RML - 2000 OFL - 1500	OFL - 500	3.0	1.0
50/125 (OM4)	1100	600	550	300	RML - 4700 OFL - 3500	OFL - 500	3.0	1.0

† 10GBASE-S †† 10GBASE-LX4

Minimum Performance Parameters for XGLO Singlemode Fiber

Fiber Type	Wavelength (nm)	Maximum Attenuation (dB/km)
Singlemode (OS1/OS2)	1310	0.40
	1550	0.30

XGLO and LightSystem Indoor/Outdoor LooseTube (EMEA) Physical Specifications

PHYSICAL SPECIFICATIONS (All Values Are Nominal)

Fiber Count	Nominal Cable Diameter mm	Maximum Pulling Tension Newtons		Nominal Net Weight kg/km
		Installation	Long Term	
2	7.5	1500	700	55
4	7.5	1500	700	55
6	7.5	1500	700	55
8	7.5	1500	700	55
12	7.5	1500	700	55
16	10.5	1800	1200	90
24	10.5	1800	1200	90
36	10.5	1800	1200	90
48	10.5	1800	1200	90
72	10.5	1800	1200	90
96	12.0	1800	1200	125
144	15.0	1800	1200	190

Fiber Count	Maximum Crush Resistance (N/mm)	Operation Temperature °C (°F)	Installation Temperature °C (°F)	Storage Temperature °C (°F)	Minimum Bend Radius	
					Installation	Long Term
2-12	20	-20 to 70 (-4 to 158)	-20 to 70 (-14 to 158)	-40 to 70 (-40 to 158)	20 x DIA.	10 x DIA.
16-144	30	-20 to 70 (-4 to 158)	-20 to 70 (-4 to 158)	-40 to 70 (-40 to 158)	20 x DIA.	10 x DIA.

Custom lengths and jacket colors are available upon request. Contact our Customer Service Department for more information.

Because we continuously improve our products, Siemon reserves the right to change specifications and availability without prior notice.