

XGLO™ & LightSystem® Indoor Tight Buffer Distribution (International)

Siemon indoor tight buffer cables are ideal for data centers, campus and building backbones. Siemon fiber optic cables are offered in XGLO and LightSystem configurations supporting high-speed applications such as Gigabit Ethernet, 10 Gigabit Ethernet, Gigabit ATM and Fiber Channel.

Ordering Information

XGLO: MULTIMODE 50/125 OM3, OM4. (AQUAJACKET) SINGLEMODE OS2 (YELLOW JACKET)

Part #	Fiber Count	Construction
9F(XX)B(X)-2F(XXXX)	2	1 tube of 2 fibers
9F(XX)B(X)-4A(XXXX)	4	1 tube of 4 fibers
9F(XX)B(X)-6B(XXXX)	6	1 tube of 6 fibers
9F(XX)B(X)-8C(XXXX)	8	1 tube of 8 fibers
9F(XX)B(X)-12D(XXXX)	12	1 tube of 12 fibers
9F(XX)B(X)-16K(XXXX)	16	1 tube of 16 fibers
9F(XX)B(X)-24L(XXXX)	24	1 tube of 24 fibers
9F(XX)B(X)-48D(XXXX)	48	4 tube of 12 fibers
9F(XX)B(X)-72D(XXXX)	72	6 tube of 12 fibers

Use (XX) to specify fiber type: 5L = OM3 50/125µm Laser Optimized, 5V = OM4 50/125µm Laser Optimized, 8L = OS2 Singlemode

Use (X) to specify cable rating: 1=Riser OFNR, 2= Plenum OFNP, 3 = LSOH

Use (XXXX) to specify length in kilometer. Use 4 characters including decimal point.

For orders less than kilometer first "X" must be zero. (Example p/N: 9F5L81-12D1.50: (1.5 kilometers [1500 meters] of 50/125µm laser optimized 12-strand riser rated fiber optic cable)

For orders of less than 1km, the first "X" must be zero (0).

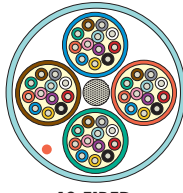
Example: 9F5L81-12D0.55 (.550 kilometers [550 meters] of 50/125µm laser optimized 12-strand riser rated fiber optic cable)

HIGHLIGHTS

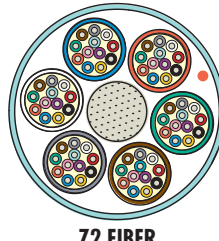
- 900µm tight buffer
- 250µm coated optical fiber
- Length markings in 2 ft. increments
- Colorcode per TIA-598-C



2-24 FIBER



48 FIBER



72 FIBER

LightSystem: MULTIMODE 62.5/125 OM1, 50/125 OM2 (ORANGE JACKET)

Part #	Fiber Count	Construction
9F(X)B(X)-2F(XXXX)	2	1 tube of 2 fibers
9F(X)B(X)-4A(XXXX)	4	1 tube of 4 fibers
9F(X)B(X)-6B(XXXX)	6	1 tube of 6 fibers
9F(X)B(X)-8C(XXXX)	8	1 tube of 8 fibers
9F(X)B(X)-12D(XXXX)	12	1 tube of 12 fibers
9F(X)B(X)-16K(XXXX)	16	1 tube of 16 fibers
9F(X)B(X)-24L(XXXX)	24	1 tube of 24 fibers
9F(X)B(X)-48D(XXXX)	48	4 tube of 12 fibers
9F(X)B(X)-72D(XXXX)	72	6 tube of 12 fibers

Use first (X) to specify fiber type: 5 = OM2 50/125µm, 6 = OM1 62.5/125µm

Use second (X) to specify cable rating: 1=Riser OFNR, 2= Plenum OFNP, 3 = LSOH

Use (XXXX) to specify length in kilometer. Use 4 characters including decimal point.

Jacket

- Material:
OFNR – PVC
OFNP – FRPVC
LSOH/LSOH Compound

Rip Cord

- Applied longitudinally under cable jacket

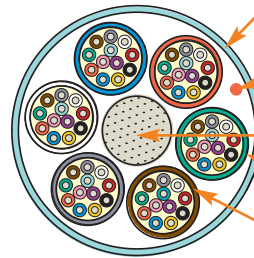
Central Strength Member

- Light-weight solid dielectric
- 48, 72 Strand

Aramid Yarns

Identification

- Color-coded fibers
- Color-coded buffer tubes



XGLO Singlemode, OS2		XGLO (550) Multimode, 50/125, OM4		XGLO (300) Multimode 50/125, OM3		LIGHTSYSTEM Multimode 50/125, OM2; 62.5 OM1	
STANDARDS COMPLIANCE		STANDARDS COMPLIANCE		STANDARDS COMPLIANCE		STANDARDS COMPLIANCE	
<ul style="list-style-type: none"> • ISO/IEC 11801:Ed 2.0 Amendment:1:2008 • ANSI/TIA/EIA-568-C.3 • ANSI/TIA-598-C • Telcordia GR-409-CORE • ITU-T G.652 C/D • LSOH IEC 60332-3 		<ul style="list-style-type: none"> • ISO/IEC 11801:2002 OM3 • ISO/IEC 11801:2002 Amendment 2 OM4 • ANSI/TIA/EIA-568-C.3 • ANSI/TIA-598-C • ANSI/TIA-492 AAAD • IEC 60793-2-10 Fiber Type A1 a.3 • Telcordia GR-409-CORE • LSOH IEC 60332-3 		<ul style="list-style-type: none"> • ISO/IEC 11801:2002 OM3 • ANSI/TIA/EIA-568-C.3 • ANSI/TIA-598-C • ANSI/TIA-492 AAAC • Telcordia GR-409-CORE • LSOH IEC 60332-3 		<ul style="list-style-type: none"> • ISO/IEC 11801:2002 OM1 (62.5/125) • ISO/IEC 11801:2002 OM2 (50/125) • ANSI/TIA/EIA-568-C.3 • ANSI/TIA-598-C • ANSI/TIA-492 AAAB • Telcordia GR-409-CORE • LSOH IEC 60332-3 	
APPLICATIONS SUPPORT		APPLICATIONS SUPPORT		APPLICATIONS SUPPORT		APPLICATIONS SUPPORT	
APPLICATION	DISTANCE (m)	APPLICATION	DISTANCE (m)	APPLICATION	DISTANCE (m)	APPLICATION	DISTANCE (m)
10GBASE-L (1310 nm)	8,000	10GBASE-SX (850 nm)	550	10GBASE-SX (850 nm)	300	10GBASE-SX (850 nm)	
10GBASE-E (1550 nm)	30,000	10GBASE-LX4 (1300 nm)	300	10GBASE-LX4 (1300 nm)	300	50/125µm	82
10G Fibre Channel (Serial-1310 nm)	10,000	1000BASE-SX (850 nm)	1100	1000BASE-SX (850 nm)	1000	62.5/125µm	26
10G Fibre Channel (WDM-1310 nm)	10,000	1000BASE-LX (1300 nm)	600	1000BASE-LX (1300 nm)	600	1000BASE-SX (850 nm)	
1000BASE-LX (1300 nm)	5,000	Fibre Channel 266 (1300 nm)	1,500	Fibre Channel 266 (1300 nm)	1,500	50/125µm	550
Fibre Channel 266/1062 (1300 nm)	10,000	ATM 622 (1300 nm)	500	ATM 622 (1300 nm)	500	62.5/125µm	275
ATM 52/155/622 (1300 nm)	15,000	ATM 155 (1300 nm)	2,000	ATM 155 (1300 nm)	2,000	1000BASE-LX (1300 nm)	550
		ATM 52 (1300 nm)	3,000	ATM 52 (1300 nm)	3,000	Fibre Channel 266 (1300 nm)	1,500
		FDD1 (Original-1300 nm)	2,000	FDD1 (Original-1300 nm)	2,000	ATM 622 (1300 nm)	500
		100BASE-FX (1300 nm)	2,000	100BASE-FX (1300 nm)	2,000	ATM 155 (1300 nm)	2,000
						ATM 52 (1300 nm)	3,000
						FDD1 (Original-1300 nm)	2,000
						100BASE-FX (1300 nm)	2,000

XGLO™ 10 Gigabit Ethernet Fiber Optic Cable

Minimum Performance Parameters for XGLO 50/125µm Multimode Fiber

Fiber Type	Guaranteed Gigabit Transmission Distance (m)		Guaranteed 10 Gigabit Transmission Distance (m)		Minimum Bandwidth (MHz • km)		Maximum Attenuation (dB/km)		Group Index of Refraction	
	850 nm	1300 nm	850 nm†	1300 nm††	850 nm	1300 nm	850 nm	1300 nm	850 nm	1300 nm
50/125 (OM3)	1000	600	300	300	RML - 2000 OFL - 1500	OFL - 500	3.0	1.0	1.483	1.479
50/125 (OM4)	1100	600	550	300	RML - 4700 OFL - 3500	OFL - 500	3.0	1.0	1.483	1.479

† 10GBASE-S †† 10GBASE-LX4

Minimum Performance Parameters for XGLO Singlemode Fiber

Fibre Type	Wavelength (nm)	Maximum Attenuation (dB/km)	Zero Dispersion Wavelength (nm)	Zero Dispersion Slope (nm ² -km)	Index of Refraction
Singlemode (OS2)	1310	≤0.40	1312 ± 10	≤0.093	1.468
	1550	≤0.40	1312 ± 10	≤0.093	1.468
	1300-1324	≤0.30	1312 ± 10	≤0.093	1.468

LightSystem® Gigabit Ethernet Fiber Optic Distribution Cable

Minimum Performance Parameters for LightSystem 50/125µm & 62.5/125µm Multimode Fiber

Fiber Type	Wavelength nm	Maximum Attenuation (dB/km)	Minimum Modal Bandwidth (MHz • km)	Guaranteed Gigabit Transmission Distance (Meters)	Index of Refraction
50/125µm (OM2)	850	3.5	500	550	1.483
	1300	1.0	500	550	1.479
62.5/125µm (OM1)	850	3.5	200	275	1.495
	1300	1.0	500	550	1.490

*The protocol pertinent to the transmission distance as noted is Gigabit Ethernet per IEEE 802.3:2005.

XGLO and LightSystem Physical Specifications

PHYSICAL SPECIFICATIONS (All Values Are Nominal)

Fiber Count	Nominal Cable Diameter mm	Maximum Pulling Tension Newtons				Maximum Net Weight	
		Installation		Long Term		kg/km	
		OFNR/LSOH/OFNP	OFNR/LSOH	OFNP	OFNR/LSOH	OFNP	OFNR/LSOH
2	4.8	400	400	120	120	17	20
4	4.8	660	440	198	132	19	22
6	4.8	660	440	198	132	22	25
8	5.8	900	560	270	168	28	31
12	5.8	900	560	270	168	32	36
16	7.8	1320	660	396	198	49	52
24	8.8	1320	660	396	198	61	65
48	16.0	2700	1000	810	300	200	207
72	19.6	2700	1000	810	300	310	322

Fiber Count	Minimum Crush Resistance (N/mm)	Minimum Flex Resistance Cycles	Operating Temperature (° C)	Storage Temperature (° C)	Minimum Bend Radius	
					Installation	Long Term
2-24	22	25/100	-20/70	-40/70	15 x DIA.	10 x DIA.
48, 72	22	25/100	-20/70	-40/70	20 x DIA.	10 x DIA.

Custom lengths and jacket colours are available upon request. Contact our Customer Service Department for more information. Because we continuously improve our products, Siemon reserves the right to change specifications and availability without prior notice. XGLO® and LightSystem® are trademarks of Siemon