





VPOD™ End of Row Panel Installation Instructions



VPOD™ End of Row Panel Installation Instructions



4 Using the (4) 12/24 Screws and washers supplied, mount the panel to the frame.



5 Re-install the side panel

To assist safe installations, comply with the following:

- A. Use caution when installing or modifying telecommunications circuits.
- B. Never touch uninsulated wire terminals unless the circuit has been disconnected.
- C. Never install this device in a wet location.
- D. Never install wiring during a lightning storm.

Global Headquarters

Watertown, Connecticut USA

Tel: (1) 866-548-5814

For a complete listing of our global offices visit our web site