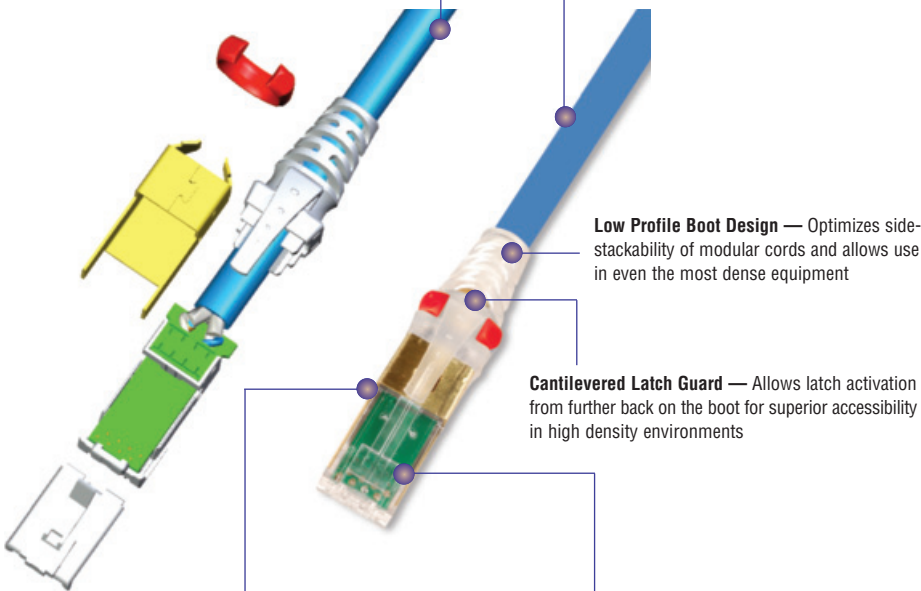


# Z-MAX™ 6A UTP MODULAR CORDS- US

Combining the unparalleled performance of an exclusive PCB-based smart plug, alien crosstalk resistant construction and a host of innovative end-user features, Z-MAX 6A UTP modular cord sets the bar for Category 6A UTP patching.

**High Performance Cable** — Z-MAX 6A UTP cords feature dual jacket construction for excellent alien crosstalk performance

**Solid Cord Option** — Solid UTP cords are available for consolidation point and equipment cord applications




**Low Profile Boot Design** — Optimizes side-stackability of modular cords and allows use in even the most dense equipment


**Cantilevered Latch Guard** — Allows latch activation from further back on the boot for superior accessibility in high density environments

**Superior Performance Consistency** — Precision PCB-based conductor terminations eliminate the performance variability of traditional crimp-style terminations. Rear contacts maintain cable twist to point of termination and provide robust strain relief

**Integrated PCB** — PCB equipped Smart Plugs optimize signal tuning for exceptional transmission. Solderless, press-fit contact design ensures long-term reliability



**Colored Clips**  
Removable clips allow field color coding even when cords are connected.



**100% Factory-Tested**  
Cords are 100% transmission tested to ensure compliance with applicable standards requirements..



**Solid Cord Option**  
Solid F/UTP assemblies are available for consolidation point and equipment cord applications.

## STANDARDS COMPLIANCE

- TIA-568-C.2
- ISO/IEC 11801: Ed 2.2
- IEEE 802.3an (10GBASE-T)
- IEEE 802.3af (PoE)
- IEEE 802.3at (PoE+)
- IEC 60603-7
- ANSI/TIA-1096-A
- IEC 60603-7-41

# PRODUCT INFORMATION

## Performance Specification Chart:

ELECTRICAL	
Contact Resistance	10 mΩ
Input to Output Resistance	200 mΩ
Min. Dielectric Withstand Voltage (contact to contact)	1000 V DC or AC peak
Insulation Resistance	500 mΩ
Compatibility	Backwards to cat 5e and cat 6
Current Rating	1.5 A
PoE	Suitable for PoE and PoE+
Surface Transfer Impedance	< 10 mΩ/m @ 10 MHz
MECHANICAL – GENERAL	
Operating Temperature	-10 to 60 °C [14 to 140 °F]
Flammability Rating	UL 94 V-0
Green Features	RoHS, lead-free, halogen-free, PVC free
Plug Housing Material	Polycarbonate
Contact Materials	50 microinches gold plating or equivalent
Plastic Materials	Flame retardant thermoplastic
Screen	360 degree enclosure
Marking	P/N, length, performance level, QC
MECHANICAL – PLUG	
Number of Plug Insertion Cycles	2500
Min. Plug Retention Force	50N
Plug Compatibility	Compatible with RJ45 outlets
Cable to Plug Tensile Strength (min)	20 lbs

MECHANICAL – CABLE (STRANDED)	
Wire Size Range (nominal)	26 AWG 7x32 Stranded tinned copper
Cable Construction	UTP dual jacketed
Cable OD (nominal)	7.37mm (0.29 in.) outer, 6.43mm (0.25 in.) inner
Wiring	T568A/B
Jacket Type	CMG
Bend Radius	25mm (1.0 in.)

MECHANICAL – CABLE (SOLID)	
Wire Size Range (nominal)	23 AWG solid bare copper
Cable Construction	UTP
Cable OD (nominal)	7.87mm (0.31 in.) outer,
Wiring	T568A or T568B
Jacket Type	CMR or CMP
Bend Radius	25mm (1.0 in.)



## Ordering Information:

ZM6A-(XX)-(XX) ..... Z-MAX 6A UTP, double-ended, stranded modular cord, clear boot, T568A/B, CMG

Length	Jacket Color
03 = 0.9m (3 ft.)	01 = Black 05 = Yellow
05 = 1.5m (5 ft.)	02 = White 06 = Blue
07 = 2.1m (7 ft.)	03 = Red 07 = Green
10 = 3.1m (10 ft.)	04 = Gray 09 = Orange
15 = 4.6m (15 ft.)	
20 = 6.1m (20 ft.)	

ZC6A-(XX)(X)-(X)(X) ..... Z-MAX 6A UTP, solid modular cord, blue jacket, clear boot

Length	Plugs
10 = 3.1m (10 ft.)	(Blank) = Single-ended
20 = 6.1m (20 ft.)	D = Double-ended (T568A/B)
30 = 9.1m (30 ft.)	
40 = 12.2m (40 ft.)	
50 = 15.2m (50 ft.)	
60 = 18.3m (60 ft.)	

Jacket
R = CMR
P = CMP*

Wiring
A = T568B
T = T568A

ⓑ Add "B" to end of part number for bulk project pack of 100 cords.

CLIP-(XX) ..... Color coding clip, bag of 25

Clip Color
01 = Black 04 = Gray 07 = Green
02 = White 05 = Yellow 08 = Violet
03 = Red 06 = Blue 09 = Orange



\*Product is compliant with UL2043 and is appropriate for use in air handling spaces

For additional resource information:

Visit our web site at [www.siemon.com](http://www.siemon.com)

**North America**  
Watertown, CT USA  
Phone (1) 860 945 4200 US  
Phone (1) 888 425 6165 Canada

**Europe/Middle East/Africa**  
Surrey, England  
Phone (44) 0 1932 571771

**Asia/Pacific**  
Shanghai, P.R. China  
Phone (86) 21 5385 0303

**Latin America**  
Bogota, Colombia  
Phone (571) 657 1950